

# 2017-2018 Tax Rate

Park Hill School District

August 10, 2017



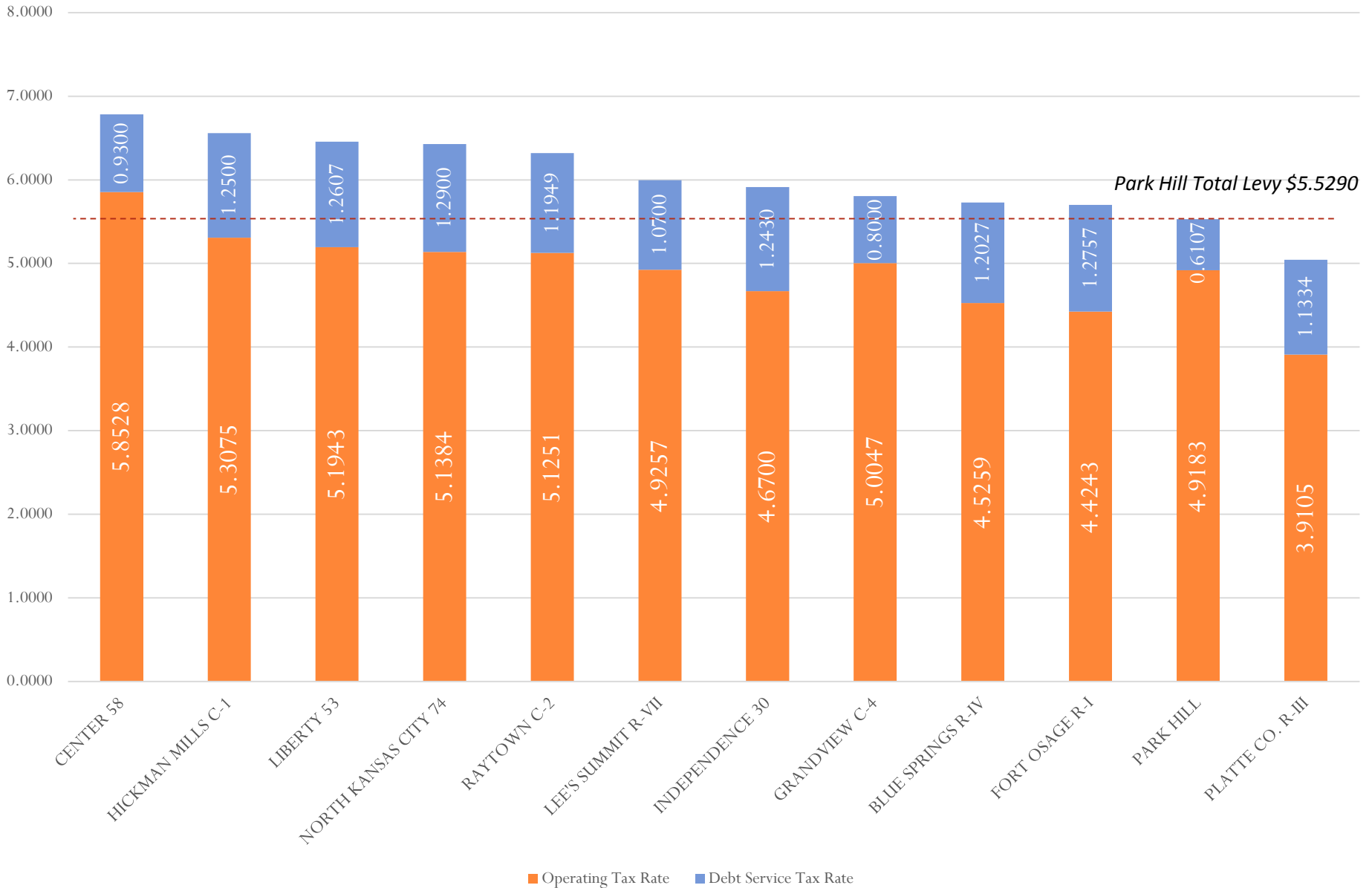
---

**Park Hill School District**

---

Building Successful Futures • Each Student • Every Day

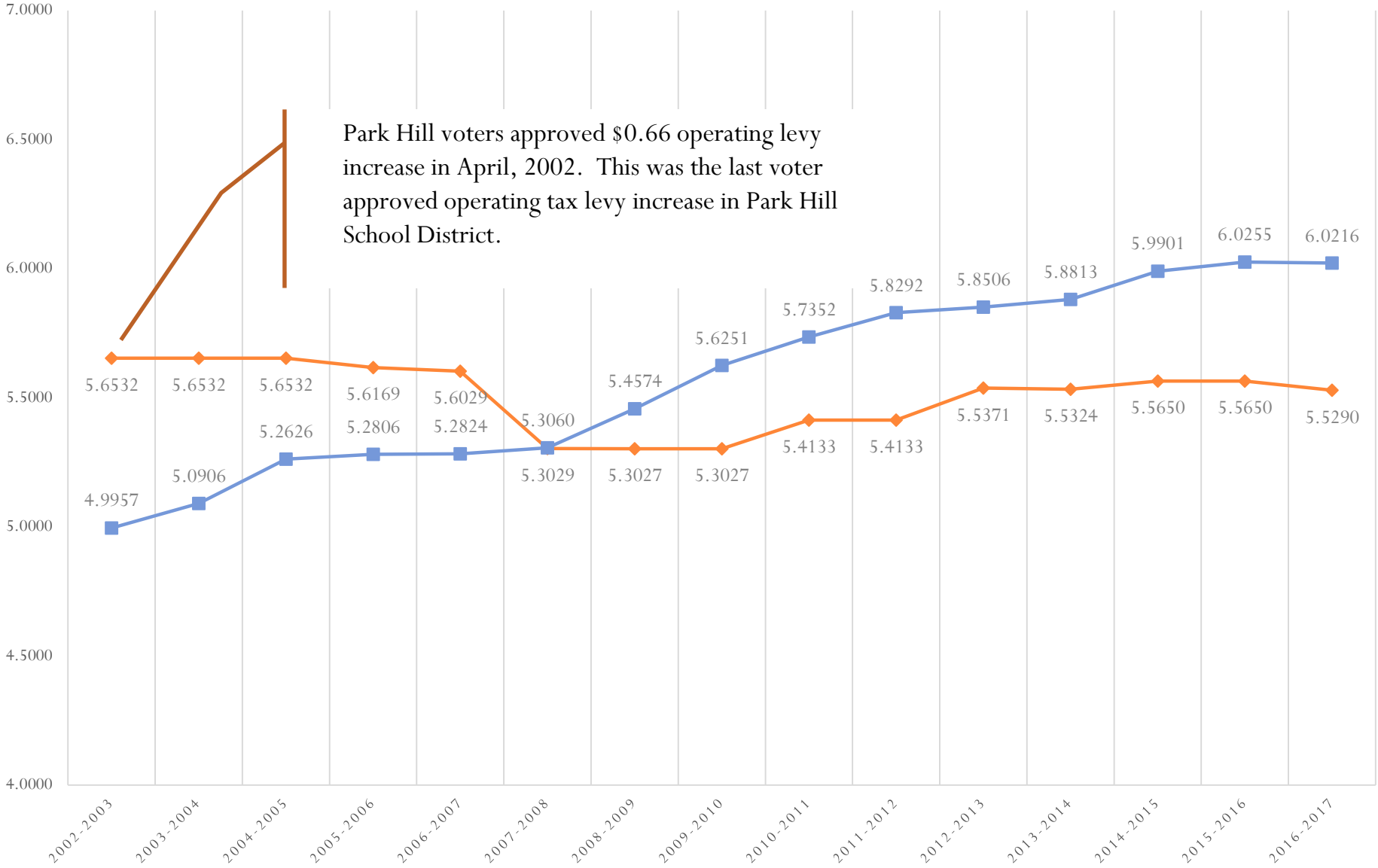
# Kansas City Missouri Suburban School Districts 2017 Tax Rates (per \$100 of Assessed Valuation)



# TOTAL TAX LEVY - GREATER KANSAS CITY AREA

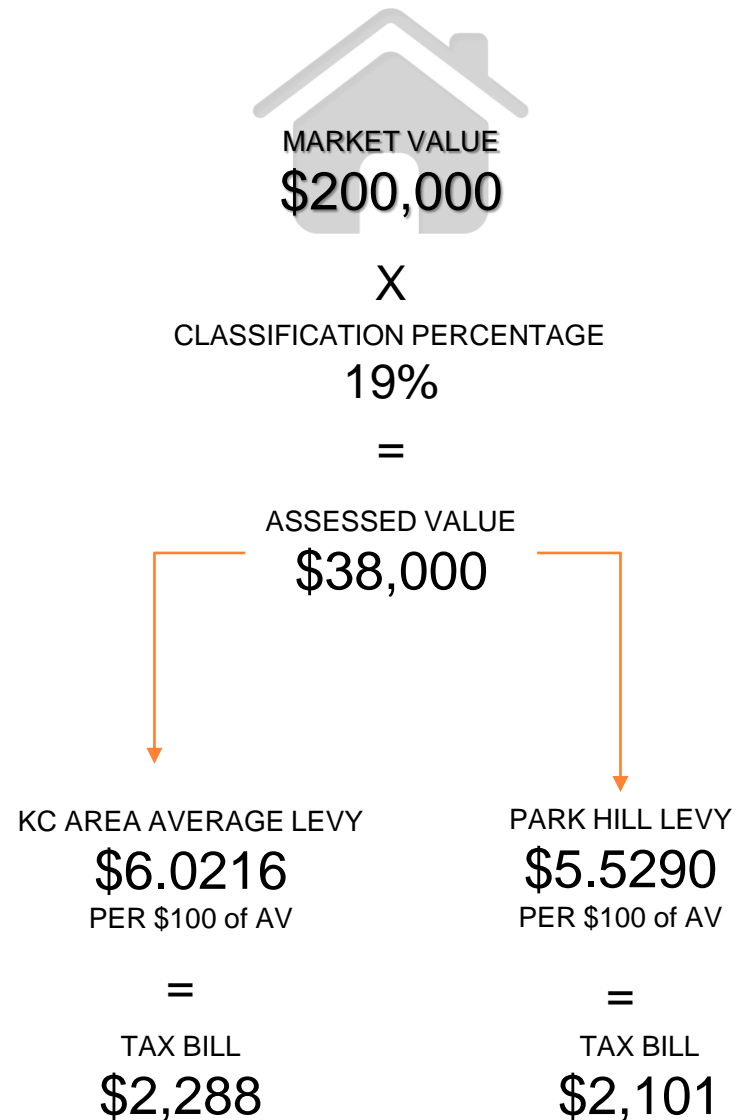
## 15 YEAR HISTORY

◆ Park Hill     
 ■ Average of 12 KC Suburban School Districts



# Impact: Tax Bill on a \$200,000 Home

SCHOOL DISTRICT	2016 TOTAL TAX LEVY
CENTER 58	6.7828
HICKMAN MILLS C-1	6.5575
LIBERTY 53	6.4550
NORTH KANSAS CITY 74	6.4284
RAYTOWN C-2	6.3200
LEE'S SUMMIT R-VII	5.9957
INDEPENDENCE 30	5.9130
GRANDVIEW C-4	5.8047
BLUE SPRINGS R-IV	5.7286
FORT OSAGE R-I	5.7000
PARK HILL	5.5290
PLATTE CO. R-III	5.0439
<b>AVERAGE</b>	<b>6.0216</b>



# 2016-2017 Park Hill School District Tax Levy

Fund	2016-2017 Levy
Fund 1 – Operational/Incidental	\$4.6183
Fund 2 – Special Revenue/Teachers	\$0.0000
Fund 4 – Capital Projects	\$0.3000
Operational Levy	<b>\$4.9183*</b>
Fund 3 – Debt Service	\$0.6107
TOTAL LEVY	<b>\$5.5290</b>

*\*Operational Levy of \$4.9183 was set to 2016-2017 Tax Ceiling*

# Operational Tax Levy Terminology

Tax Levy	Authority	2016-2017 Amount	2017-2018 Amount
<p><b>Maximum Authorized Levy</b> Based on last voter approved levy rate Does not change until new election</p>	Local Voters	\$4.9970	\$4.9970
<p><b>Tax Rate Ceiling</b> Adjusted annually by State Auditor due to application of Hancock Amendment, Senate Bill 711 and/or voluntary rollbacks</p>	State Auditor	\$4.9183	<b>\$4.7928</b>
<p><b>Actual Levy</b> Adjusted annually by local Board of Education</p>	Local Board or Education	\$4.9183	Tax Rate Hearing Scheduled for 8/24/2017
<p><b>Debt Service Levy</b> Annually set by local Board of Education to pay back debt</p>	Local Board of Education	\$0.6107	<b>Up to \$0.9331</b> Tax Rate Hearing Scheduled for 8/24/2017

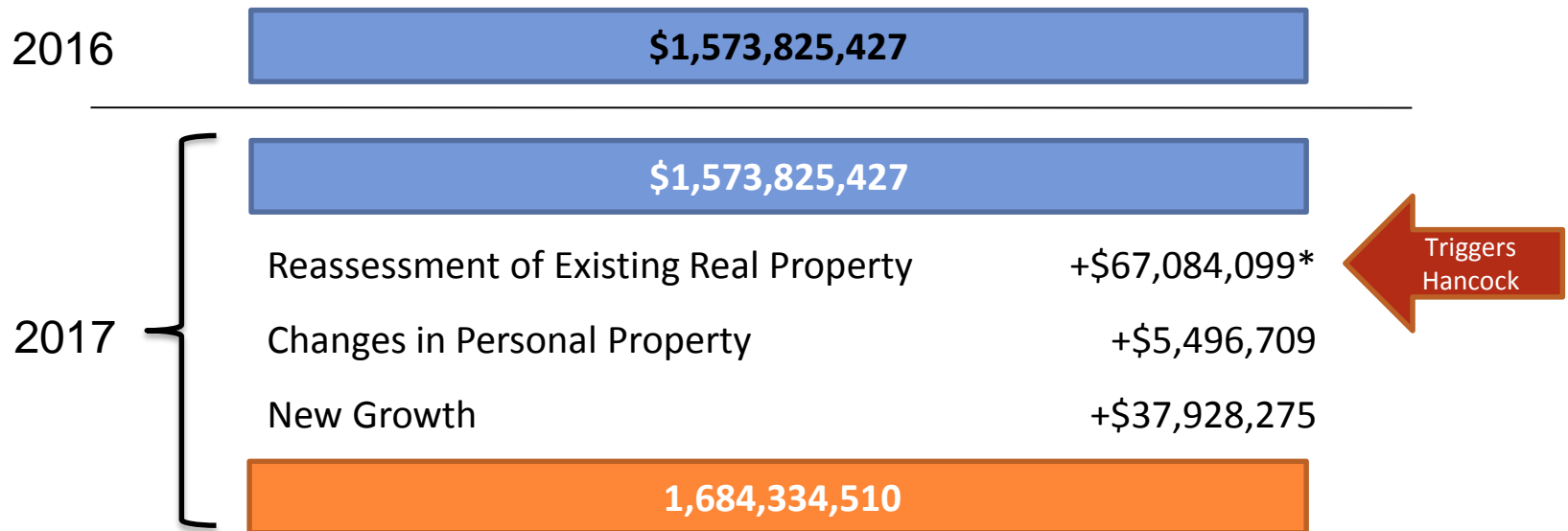
# Aggregate Assessed Valuation Change

Property	2016-2017	2017-2018	Change	%
<b>Real Estate</b>	<b>1,225,028,589</b>	<b>1,330,040,963</b>	<b>+105,012,374</b>	<b>+8.6%</b>
Residential	860,337,686	941,150,340	+80,812,654	+9.4%
Agriculture	1,095,317	1,095,245	+72	-0.0%
Commercial	362,420,470	387,224,625	+24,804,155	+6.8%
Railroad & Utility	1,175,116	570,753	+604,363	-51.4%
<b>Personal Property</b>	<b>348,796,838</b>	<b>354,293,547</b>	<b>+5,496,709</b>	<b>+1.6%</b>
Personal	348,130,979	353,656,026	+5,525,047	+1.6%
Railroad & Utility	665,859	637,521	+28,338	-4.3%
<b>TOTAL</b>	<b>1,573,825,427</b>	<b>1,684,334,510</b>	<b>+110,509,083</b>	<b>+7.0%</b>

\* Includes \$37,928,275 in new construction & county-wide improvements

# Assessed Valuation Change

- Reassessment of Real Property
- Changes in Personal Property
- New Growth



\*causes a decrease in the tax ceiling to offset effects of positive reassessment



# 2017-2018 Proposed Change




Fund	2016-2017 Approved	2017-2018 Proposed	Δ
Fund 1 – Operational/Incidental	4.6183	4.5670	-0.0513
Fund 2 – Special Revenue/Teachers	0.0000	0.0000	0.0000
Fund 4 – Capital Projects	0.3000	0.2258	-0.0742
<b>Operational Levy</b>	<b>4.9183</b>	<b>4.7928*</b>	<b>-0.1255</b>
Fund 3 – Debt Service	0.6107	0.6107**	0.0000
<b>TOTAL LEVY</b>	<b>5.529</b>	<b>5.4035</b>	<b>-0.1255</b>

\*The state auditor has set the Operating Tax Ceiling at \$4.7928. The proposed levy results in an operating levy at the ceiling without any voluntary reductions. Any voluntary rollback imposed by the BOE in an even number year would result in a potential two year reduction. For school districts that take voluntary reductions in an even numbered year (2018), the tax rate ceiling to use in the following odd numbered year (2019) is based on the voluntarily reduced rate instead of the prior year (2018) tax rate ceiling.

\*\* The state auditor has set the allowable debt service tax rate at \$0.9331. This is primarily based upon debt obligations in upcoming calendar years, including new debt approved by voters in April, 2017. The proposed debt service tax levy reflects a voluntary reduction by the school district of \$0.3224.

# 2017-2018 Budgetary Impact

- In June, 2017 the Board of Education approved the budget with the following assumptions:

Assumption	2017-2018 BOE Approved Budget Assumption	Estimated Actual Based Upon Recommended Levy	Δ
Aggregate Assessed Valuation	<b>\$1,597,432,808</b>	\$1,684,334,510	\$86,901,702 
Operating Levy	<b>\$4.9183</b>	\$4.7928	(\$0.1255) 
Anticipated Operating Revenue	<b>\$76,441,484</b>	\$78,559,866	\$2,118,382 

# Tax Rate Hearing

- August 24, 2017 7:00 PM
- Notices have been posted per MO Revised Statutes 67.110

# 2017-2018 Tax Rate

Park Hill School District

August 10, 2017



---

**Park Hill School District**

---

Building Successful Futures • Each Student • Every Day